



9. Describing Objects, Surroundings and Processes



At the end of this lesson, you shall be able to:

- use words to describe the shape, colour and size of objects
- recognize and use linking words
- describe the steps in a process using linking words.



Describing is an ability to create images of people, places and objects using words. It is a skill that requires specific vocabulary and a keen eye for details.

A process is a series of steps about how something is done or how something happens. A clear description of a process is possible, when the steps are keenly observed and described using sequence markers.



What I already **K**now

What I **W**ant to find out

What I **L**earned



Words/phrases used for

Words/phrases used for	
Describing objects	Describing surroundings
cylindrical, flat, long, short, big, small, sharp, blunt, circular, spiral, square, rectangular, triangular, round, narrow, broad, green, red, rough, smooth, tough, ripe, adjustable, horizontal, vertical, heavy, light, tall, colourful, soft, thick, thin ...	opposite, near, far, in front of, behind, straight, at the end of, at the crossroads, cold, hot, unsafe, dark, nearby, close, busy, safe, dangerous, at half a kilometre ...

Linking words are one or more words that are used to show some logical connection between the steps in a process or description.


Firstly, secondly, thirdly, next, later, then, after that, after a while, finally, lastly, in the end, at last, in the beginning, now, ...

'And' and 'then' are common linking words. They are useful to give a series of instructions.

Pattern of descriptive sentences

There is/are ...
They are ...
It is ...
It has ...
It consists of ...
It is made of ...
It is used for ...

a. Describing objects

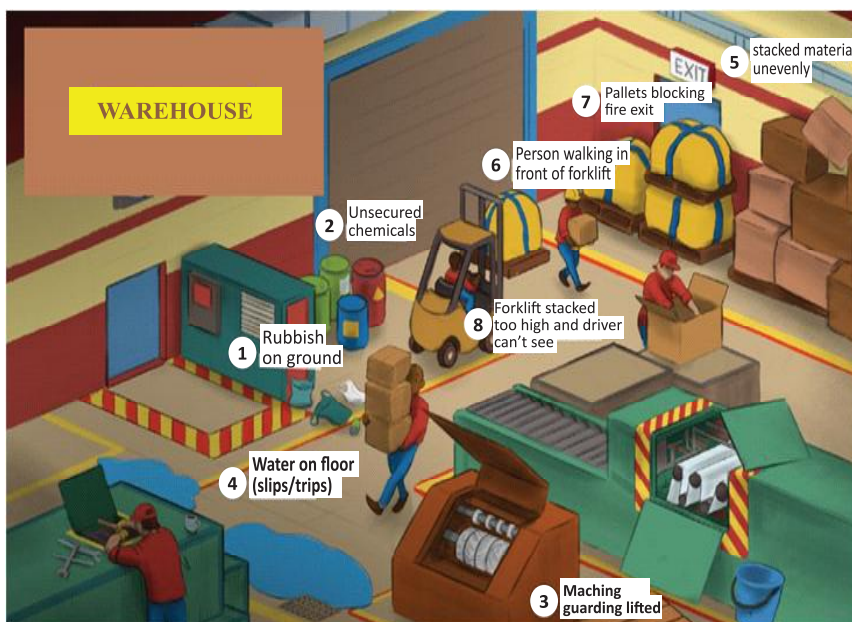
Your Friend	You
Is this a 31 inch large rain shower set? It looks amazing! Describe its features.	Yes, it is.
	It is made of 304 stainless steel. It has an LED rectangle recessed ceiling-mount with 600x800 mm. It also has four adjustable jet nozzles for power mist massage. The LED overhead shower and temperature display help to select the best water temperature. It is operated with a remote.

Inspector	You
Did you see any car pass this way?	Yes. There were many cars.
Did any orange car leave your service centre fifteen minutes ago?	Yes, there was one! It was a Solaris Orange Mini Cooper! A four seater convertible! It stopped here to check air pressure in its tyres.
How many people were there in the car?	There was only one person. It was the driver.
Can you give any other details like the car number?	Sorry. I didn't note it down, but the car was from Pondicherry. I saw PY on the number plate.

b. Describing surroundings

My factory is situated opposite to a wharf. A wharf is a structure built on the shore of a stream or harbour. The vessels lie at rest and load or unload things there. There is a hospital near the factory. There is a petrol station in the area at half a kilometer distance. It is a busy place. There are many traffic signals on the way.

This is a warehouse where goods are stored. There are five workers who are busy with their jobs. There are pallets, machines, loads and a forklift. The surrounding is unsafe. There are eight hazards listed in the picture. First, there is rubbish on the ground. Second, there are unsecured chemicals in cylindrical containers. Then, the machine guard is open. The next hazard is the water leak from the drain. A worker carrying load is walking towards it. Then, the pallets with loads are blocking the exit. The loads are not stacked properly. The forklift is stacked in such a way that the driver cannot see anything.





c. Describing Processes

Process of making Mango Milkshake

First, take a blending jar or a juice jar.

Then, put the ripe mango slices into the jar.

Next, add some ice cubes and sugar.

After that, pour boiled chilled milk into it.

Finally, close the lid and blend it well for 2-3 minutes.

Now, pour it into serving glasses.





1. Read the descriptions and match them with the objects given. Write the description number along with the name of the object in the space given. The first one is done for you.

Help Box	
spade, shovel, plumb bob, fan, wrench, wheel barrow, rake, wrench, speed square	

Sl.No.	Description	Object
1	an agricultural implement with teeth for gathering cut grass or hay	 (An arrow points from this cell to the 'Object' column of row 4.)
2	an implement with a long handle with a grip at the top and a flat iron blade narrower than a shovel for digging	
3	a box for conveying a load, supported at one end by wheels and lifted and pushed at the other by two horizontal shafts	
4	a device consisting of a series of vanes or blades attached to it and revolving with a central hub to produce a current of air	
5	a tool has a bar of metal with fixed or adjustable jaws for gripping and turning or twisting the head of a bolt, a nut or a pipe	
6	an implement consisting of a broad iron blade or scoop attached to a long handle for taking up, removing or throwing loose matter like earth, snow or coal	
7	a triangular shaped metal square with 1/4" spaced notches to facilitate scribing lines and plain gradations for reading	
8	a weight, usually with a pointed tip at the bottom, suspended from a string and used as a vertical reference line or plumb-line	

2. Complete the description using describing/action words and patterns of describing sentences.

Objects	Description
	<p>a. It is a Tile Saw. It _____ of a wire, a tough blade or chain with a hard toothed edge. It is _____ for cutting materials like wood and ceramic.</p>
<p>Typical blade shaped</p>  <p>Square Round point Taper</p>	<p>b. There are _____ blade shapes in the picture. The first one is a _____ shaped blade. It is used for making a square trench. The next one is a _____ shaped blade which is _____ for making a round trench. The _____ one has a tapering form. While the first two are used for digging, the last one is _____ for various purposes. The blades are _____ of iron.</p>

3. Fill in the columns with the details of the given objects.

Object	Shape	Size	Colour	Material	Use
Doughnut	round	Small	brown	Maida	Snack
TV					
Mud pot					
Bed					
Water bottle					
Tool box					
Speed square					
Water heater					
Hammer					
Washing machine					
Microwave oven					
Induction stove					
Needle					
Bobbin					

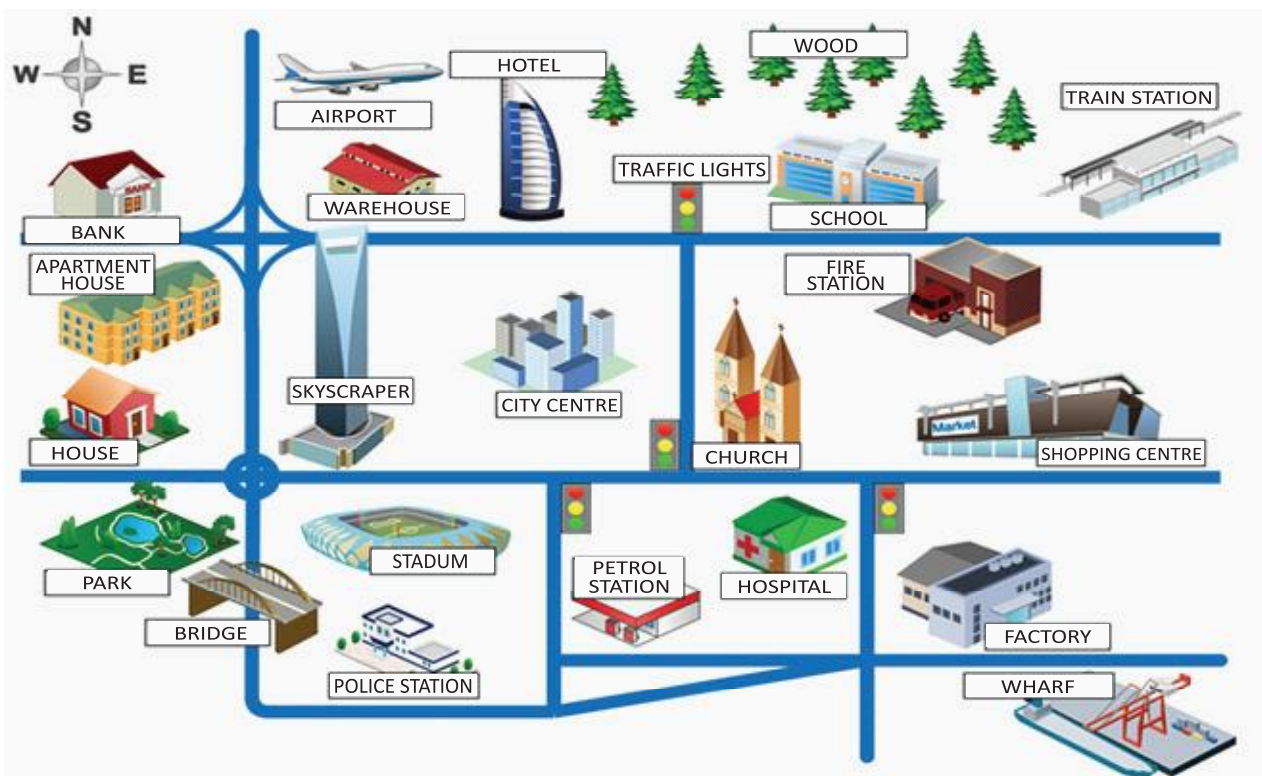


4. Refer to the earlier activity and write sentences describing the objects in the blank columns as shown in the examples.

Object	Description
Doughnut	Example: It is round in shape and small in size. It is brown in colour. It is made of flour. It is used as a snack.
TV	
Mud pot	
Bed	It is rectangular in shape and big in size. It is white in colour. It is made of cotton. It is used for sleeping.
Water bottle	
Tool box	
Speed square	
water heater	
Hammer	
Washing machine	
Microwave oven	
Induction stove	
Needle	
Bobbin	

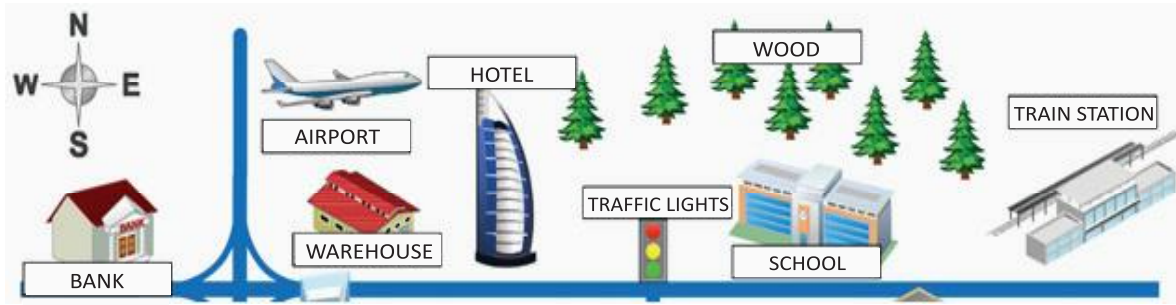
5. Complete the description using the picture clues given.

I am working in a hotel as _____. It is at the centre of the city. It is situated on the main road near the _____. The hotel is in a tall building. It _____ of _____ floors. There are important places around the hotel. There is an _____ near the hotel, where planes often take off and land. _____ many pine trees behind the hotel. There is a _____ at the end of the crossroads. _____ is a railway station located at 1 km distance. There _____ a big _____ at a walkable distance from the traffic signal. My friend is working as a store keeper in the warehouse which is _____ my hotel.



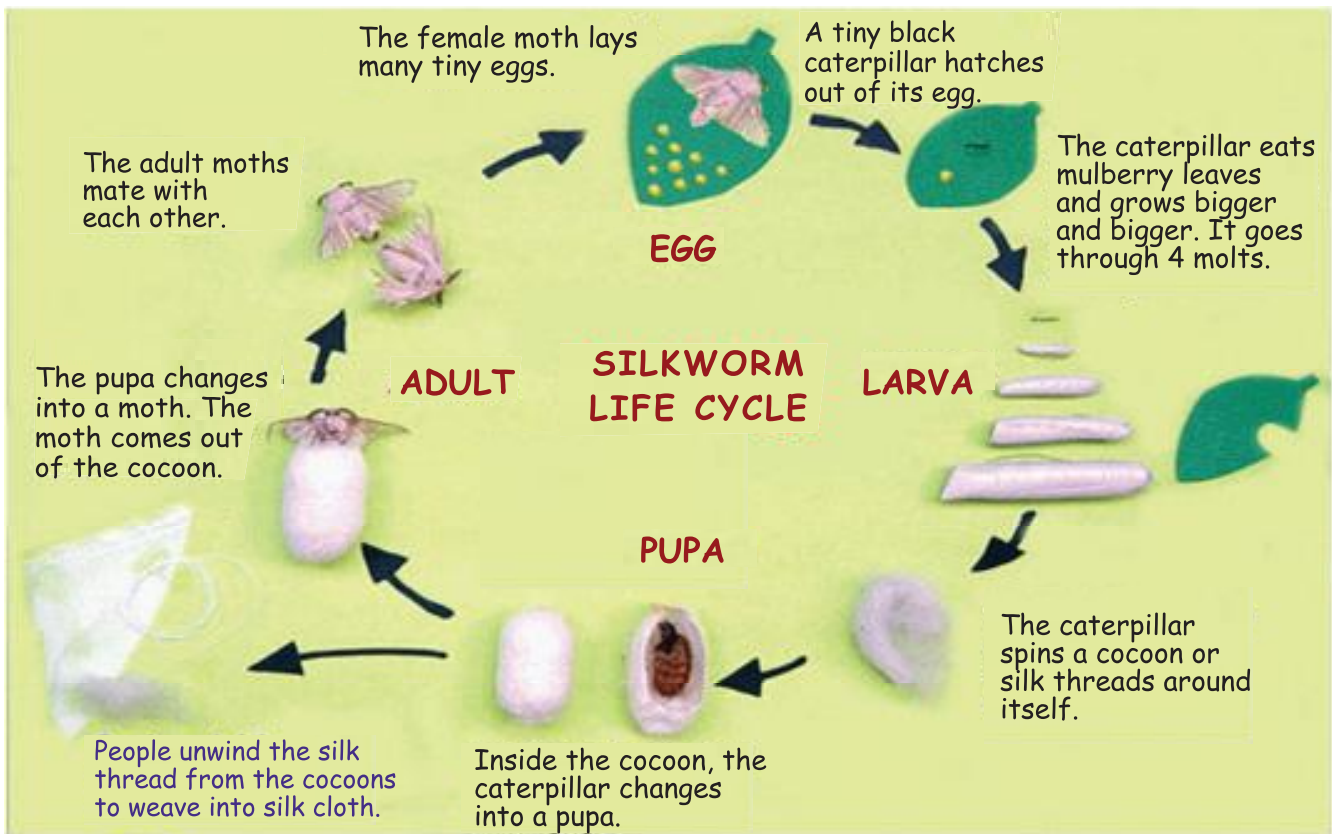


6. Describe the surroundings of the city centre in the given picture.



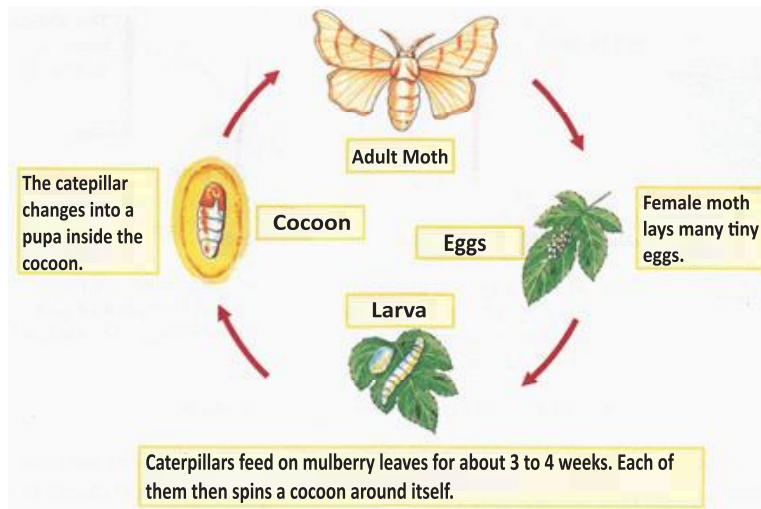
The city centre is surrounded by many _____. There is a _____ opposite the _____. There is a _____ behind the _____. There is a _____ near the signal. The Police station is _____. The house is just opposite the _____.

7. Rewrite the life cycle process of the silkworm using linking words.





8. Using the picture clue, complete the life cycle of a moth with suitable linking words.



First, the _____ lays many _____. After some time, _____ comes out of it. _____, they feed on _____ leaves for about 3 to 4 weeks. _____, each of them then spins a _____ around itself. During that time, the _____ changes in to a _____ inside the cocoon. _____, an adult moth appears.

9. Describe the process of making apple milkshake. Refer to the Mango milkshake given in the illustration for help.

Ingredients

Apple (peeled and cut into small pieces)

Milk (boiled and chilled)

Sugar

Ice cubes

First, _____



Complete the What I learned column in the KWL chart.



- An object can be described by its shape, size, colour and its use.
- A keen observation of the objects or the steps in the process of doing something is important to describe things.
- The use of linking words help in logically describing any process or in giving a series of instructions.



Visit <https://in.video.search.yahoo.com/yhs/search?fr=yhs-trp-001&hsimp=yhs-001&hspart=trp&p=process+of+installing+solar+panels+videos&guccounter=1#id=4&vid=8a3002f62e6715bd254f858659552fa2&action=click>
<https://in.video.search.yahoo.com/yhs/search?fr=yhs-trp-001&hsimp=yhs-001&hspart=trp&p=process+of+installing+solar+panels+videos#id=1&vid=48cca5151093ce361c5059a9583f14cc&action=click>