



7. When you have completed listing the solutions, prepare a to do list. The list should be for “one week”, “one month”, “one year”. Remember to follow your to do list and improve your confidence and self-esteem.

One week	One month	One year

8. Now make a list of situations in which you may need to speak or write in English.

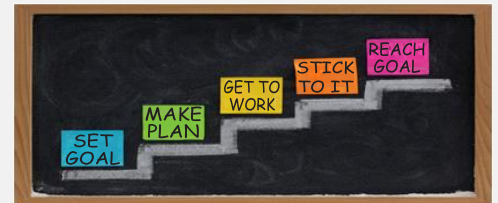
.....

.....

.....



Many of you must have problems with lack of vocabulary. Do you agree that most of the problems will disappear when you become confident? Do you believe that if your vocabulary improves, you will be confident?



Complete the What I learned column in the KWL chart.



- English learning can become easier when mother tongue learning methods are used.
- Barriers to learn English can be overcome.
- Finding solutions to problems in learning English for specific uses is possible.



List the common English words for the objects that you find around you in your home / ITI / work environment. Let the list be both in your mother tongue and in English.

<https://bangkok.unesco.org/content/mother-tongue-based-multilingual-education-key-quality-education>

<https://study.com/academy/lesson/factors-affecting-second-language-acquisition.html>



2. Word Building



At the end of this lesson, you shall be able to:

- identify how words are classified
- recognise naming, action and describing words and pronouns
- sort words according to the function they perform.



Classification of words: Words can be classified as naming, action and describing words and pronouns. Naming words state the name of a person, place, thing or an idea. Action words state an action and when it happened. Describing words describe naming words according to colour, shape, size, quantity, feel and sound. Pronouns are words used in the place of naming words. They are short words.



What I already **K**now

What I **W**ant to find out

What I **L**earned



a. Naming words
name – Dinesh, Devi

place – Chennai, Mumbai

thing – nut, screw

idea – electricity, heat

b. Action words
solder – soldered

clean – cleaned

Dinesh Devi	Dinesh is a supervisor. Devi is a company secretary.
Cuttack Indore	Cuttack is in the eastern region. Indore is an industrial city.
nut screw	Thread the nut and the bolt. Tighten the screw .
electricity heat	Electricity is necessary for running a machine. Heat is a form of energy.
solder soldered	Solder the rods properly. Mani has soldered the wires to the circuit board.
clean cleaned	Clean the shopfloor regularly. They have cleaned the junction box.



- c. Describing words
 colour – red, blue
 shape – round, flat
 size – big small
 quantity – many, few
 feel – smooth rough
 sound – loud, low













red blue	The red wire has to be soldered. The keys are kept inside the blue box.
round flat	Some of the round hooks are mounted on the wall. Always keep the laptop on a flat surface.
big small	The big laptops are not used anymore. There are many small pins fixed on the board.
many few	A factory has many buildings. A few supervisors went to meet the Manager.
smooth rough	The instrument has a smooth finish. The sand paper has a rough side.
loud low	The engine makes a loud noise when it is switched on. The suction motor has low noise levels.

- d. Pronouns
 Common pronouns are he, she, you, me, I, we, they, us, this, these.

He	Kumar is pasting the stickers on the box. He is busy.
She	Kajol is walking. She wanted to be in the site.
You	You must fasten the safety belt while driving in highways.
me, I	Give me the bundle. I will leave it in the stock room.
We	We can use good quality stainless steel clamps.
They	The steel rods have been packed. They have to be transported to the work site.
us	We contacted the company. The managers informed us .
It	Get the socket. It is needed to wind the wire around the terminal screw.
This	This machine needs several components replaced.
these	Keep these hooks in the small box.



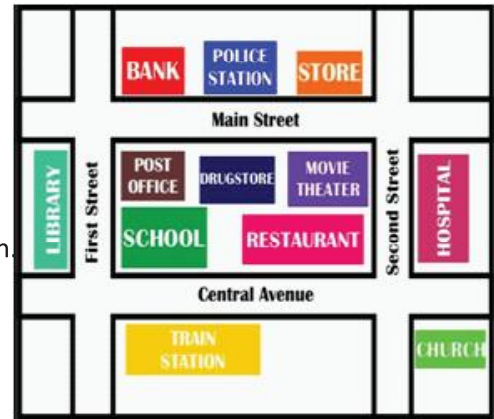
1. Identify the objects and jobs in the following pictures and fill in the blanks. The first one is done for you.

a.  Hammer _____	b.  _____	c.  _____	d.  _____
e.  _____	f.  _____	g.  _____	h.  _____
i.  _____	j.  _____	k.  _____	l.  _____




2. Look at the given picture. Can you identify the different places in the picture? Fill in the blanks first and then read the sentences aloud. The first one is done for you.

- The bank is in the **Main street**.
- There is a _____ in the First street.
- The school is in the _____.
- The hospital is in the _____.
- The _____ is directly opposite to the Police Station.
- There is a _____ in the _____.
- The _____ is in the _____.
- The _____ is next to the _____.
- The _____ is opposite to the _____.
- The _____ is on the right hand side.



3. Identify the actions shown in the pictures by choosing the correct word from the list given.

push climb cut clean pull extinguish (putting out fire)



4. Identify the actions shown in the following pictures. Match the picture with the action that best describes it with the words given.

connect welding install plumbing cutting



5. Describe the objects in the picture with suitable words from the list given. Read the descriptions aloud.

round, many, blue, brown, many, rough, small, smooth, shiny



a. _____ box



b. _____ stool



c. _____ nuts



d. _____ rocks

6. Describe the pictures in the table with appropriate words. You may choose words from the list given.

near, clean, beautiful, far, colourful, noisy, open, interested, pretty, dirty





7. Fill in the blanks with the appropriate word from the options given.

- a. _____ hit the ball so hard that the bat flew away from his hand.
 (i) She (ii) They (iii) He (iv) It
- b. I think _____ enjoy playing outside with your friends.
 (i) he (ii) she (iii) you (iv) I
- c. The dog pulled out Tanya’s shoe before _____ ran away.
 (i) you (ii) I (iii) they (iv) it
- d. _____ enjoys going to the gym every morning.
 (i) I (ii) She (iii) They (iv) We
- e. _____ prefer walking home from the factory as all of us live in the same street.
 (i) She (ii) He (iii) We (iv) It
- f. _____ is raining again.
 (i) It (ii) She (iii) He (iv) We
- g. _____ applied crease on all the door hinges in her office.
 (i) It (ii) She (iii) He (iv) We
- h. You can have ice cream after _____ finish your dinner.
 (i) we (ii) she (iii) you (iv) I

8. Read the following passage and fill in the correct pronoun in the blanks from the list given.

she, he, it, they, it, they, his

Radha and John were marking a point on the wall. _____ wanted to hit a nail to hang the calendar. _____ also wanted to hang the calendar immediately. _____ has been lying on the table for a very long time. John placed the nail on the mark. _____ hit it with a small hammer. As the hammer was small, Radha was worried that _____ may miss the mark and hit _____ finger. _____ asked him to be careful.

9. Identify the list of words given and name them.


workshop	install	he	automotive
equipment	manufacture	she	organizational
tool	touch	it	hazardous
hazard	supply	we	sanitary
accident	injure	they	skilled
injury	fill	us	dangerous
compressor	drain	her	harmful
material	protect	him	healthy
employee	repair	I	injurious
organization	clean	me	
firm	connect	this	
danger	measure	these	



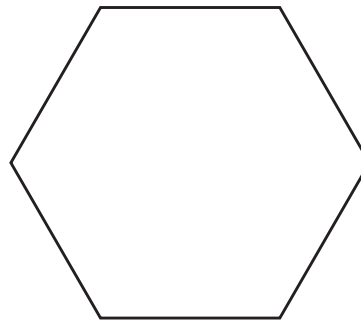
10. Sort and write the following words into naming, action and describing words and pronouns in the appropriate shapes given below.

container	cylindrical	fill	dry	it
pungent	nitrogen	dropped	we	us
energy	tight	soft	liquids	he
develop	heating	drew	they	vapour

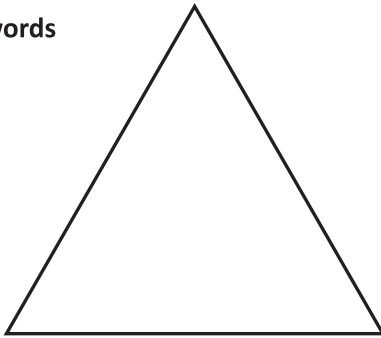
Naming words




Action words



Describing words



Pronouns



KWL

Complete the What I learned column in the KWL chart.



- Words can be classified as naming, action and describing words and pronouns.
- Pronouns are words used in the place of naming words.
- Words can be distinguished based on the role they play.



Extension (optional)

Make a list of things and objects around you in your classroom/ workshop/ ITI.

<https://www.youtube.com/watch?v=O-6q-siuMik&list=PLh7K1tEhkxF0UqPX5Yi-0zEsKJZFhzw-q>

<https://www.youtube.com/watch?v=UejW-WQpujs&t=44s>

<https://www.youtube.com/watch?v=0T9xMqvjdLk>

<https://www.youtube.com/watch?v=pt-cjNaErxl>

<https://www.youtube.com/watch?v=nkjKPhleQ5E>



3. Naming Words



At the end of this lesson, you shall be able to:

- identify naming words
- recognise objects and their parts to name them appropriately
- recognise the different meanings that a naming word can have.



Naming words all things around us, people, places and ideas have names. The words used to refer to all things around us, people, places or ideas are called naming words. Knowing the naming words and identifying them with their appropriate names is very important.



What I already **K**now

What I **W**ant to find out

What I **L**earned



a. Things around us

Home – wall, door, window, clock, bulb, stove, chair, bed

Classroom – chair, table, bench, desk, blackboard, fan, light, chalk piece, pen, notebook

Playground – bat, ball, ring, skipping rope, net, discuss, javelin, gloves, stick

b. People

Common – police, teacher, conductor, minister, trainee, trainee

Specific – Rahim, Lekha, Sidhu, Paulman, Praveen, Harsha, Kaif, Girija

c. Places

Countries – India, Srilanka, Nepal, Belgium, Thailand, Poland, Denmark, Norway

States –Telangana, Sikkim, Maharastra, Rajasthan, Kerala, Andhra Pradesh

Cities – Chennai, Mumbai, Kolkata, Srinagar, Jaipur, Lucknow, Bengaluru

Towns – Chandrapur, Silguri, Trichy, Mandhya, Davangere, Shillong

Localities – Karol Bagh, Cantonment, Velacherry, Matunga, Kailash Nagar

d. ideas

combustion, conduction, radiation, electrolysis, fomentation, symposium, conference