



### 3. Naming Words



**At the end of this lesson, you shall be able to:**

- identify naming words
- recognise objects and their parts to name them appropriately
- recognise the different meanings that a naming word can have.



**Naming words** all things around us, people, places and ideas have names. The words used to refer to all things around us, people, places or ideas are called naming words. Knowing the naming words and identifying them with their appropriate names is very important.



What I already **K**now

What I **W**ant to find out

What I **L**earned



a. Things around us

Home – wall, door, window, clock, bulb, stove, chair, bed

Classroom – chair, table, bench, desk, blackboard, fan, light, chalk piece, pen, notebook

Playground – bat, ball, ring, skipping rope, net, discuss, javelin, gloves, stick

b. People

Common – police, teacher, conductor, minister, trainee, trainee

Specific – Rahim, Lekha, Sidhu, Paulman, Praveen, Harsha, Kaif, Girija

c. Places

Countries – India, Srilanka, Nepal, Belgium, Thailand, Poland, Denmark, Norway

States –Telangana, Sikkim, Maharastra, Rajasthan, Kerala, Andhra Pradesh

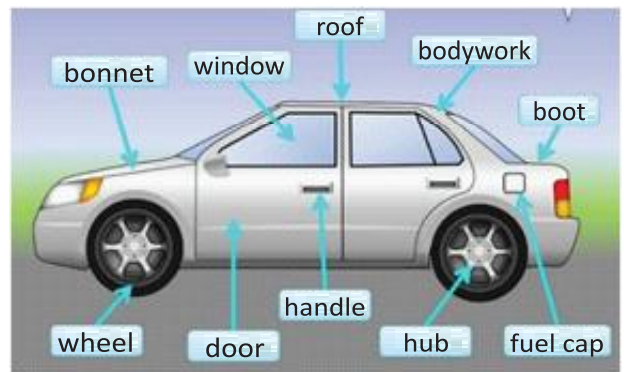
Cities – Chennai, Mumbai, Kolkata, Srinagar, Jaipur, Lucknow, Bengaluru

Towns – Chandrapur, Silguri, Trichy, Mandhya, Davangere, Shillong

Localities – Karol Bagh, Cantonment, Velacherry, Matunga, Kailash Nagar

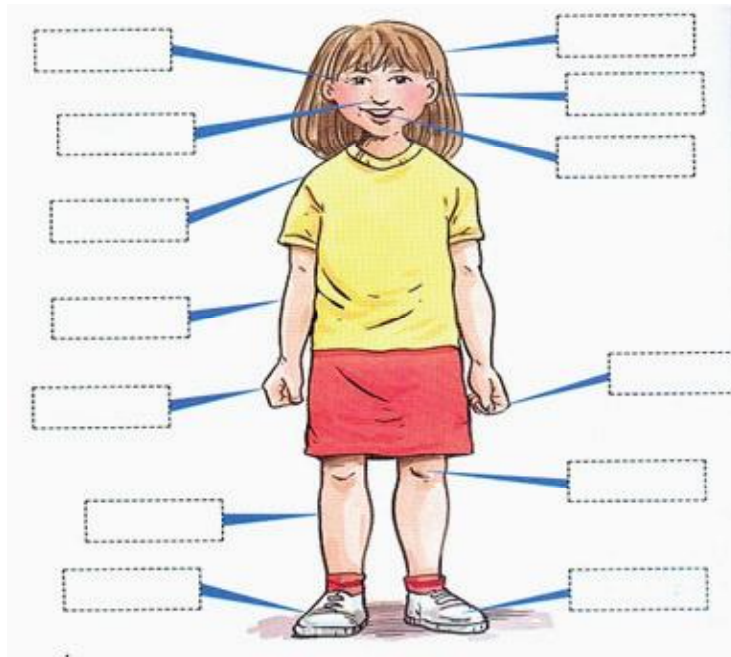
d. ideas

combustion, conduction, radiation, electrolysis, fomentation, symposium, conference



1. Fill in the blanks with the names of the different parts of the body with the words given.

(lips, hand, fingers, head, eye, shoulder, ear, elbow, knee, toe, leg, foot, nose)



2. Keep your eyes open. Look around you. Note down the names of 4 or 5 familiar things you see around you. Write them down in the table.

Place	Names of things				
Home					
Classroom					
Library					
Bus stand					
Grocery store					
Mobile shop					
Cinema theatre					

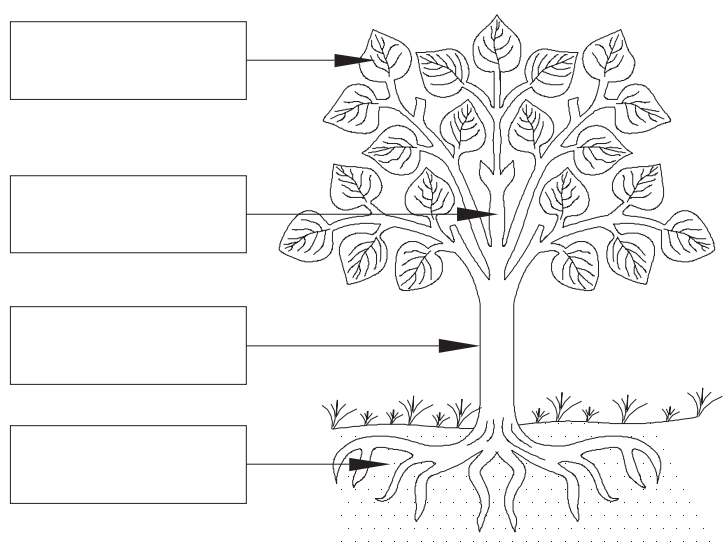
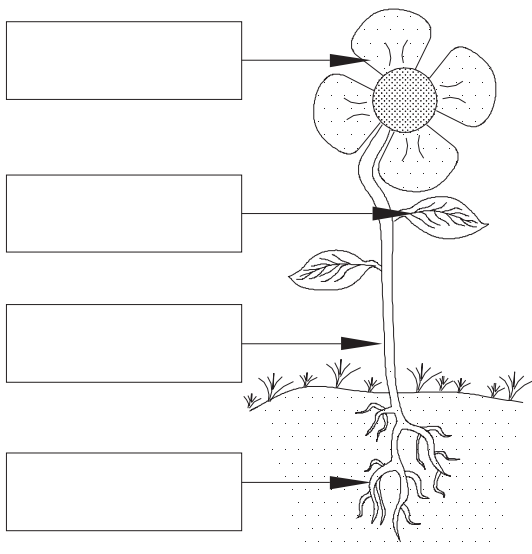


3. It's game time. Some random letters of the alphabet are given in the table. Now, try to fill in the other columns with names of persons, places, things, animal and birds. Ensure that the names start with the letter given in the first column. The first one is done for you.

Letters	Names	Places	Things	Animals	Birds
H	Hyder Ali	Hyderabad	Hammer	Hyena	Humming bird
M					
S					
P					
R					
K					
L					
B					
W					
C					
E					

4. Try to name the parts.

Roots	Branch	Leaf	Trunk	Stem	Petal
-------	--------	------	-------	------	-------





5. Here are names of commonly used kitchen gadgets. Try to rearrange the jumbled letters. The first one is done for you.

(peeler, cutter, water purifier, induction stove, microwave, refrigerator, blender, mixie, steamer, electric kettle, roti maker, slicer, juicer, grinder, coffee filter)

criekeacor	rice cooker	utctre	
fecofe treilf		eplere	
ximie		lceris	
crmiovewa		rngidre	
frgreietroar		ndutonicit voes	
ednbelr		taewr uprifeir	
uiejcr		msteare	
tiro kamer		leectirc etlkte	

6. Who am I? Find out the commonly used mechanical tools using the given clues.

a. I aid in removing nuts and bolts.		d. I am used for checking voltage for troubleshooting and diagnosing electrical components.	
b. I help to insert or remove screws.		e. I replace the basic light bulb used for working underneath an auto.	
c. I help in protecting the part being removed without damaging it.			

7. Match the word with the meanings. Note every word has two meanings.

- a. pole – a band on a finger / something circular in shape
- b. pound – a genre of music / a stone
- c. ring – North or South ends of earth’s axis/a long metal or wood piece
- d. right – a season / coiled metal
- e. rock – unit of weight / to beat
- f. rose – flat piece of wood / to get into a vehicle, plane or ship
- g. spring – correct / direction opposite of left
- h. board – to have gotten up / a flower
- i. tender – to grow tired / a part of a wheel
- j. tire – in good health / a source for water in the ground
- k. well – gentle / offer of money



8. Some words have more than one meaning. Find out the meanings for these words. The first one is done for you.

a. bark – a tree’s outer layer / the sound the dog makes	f. express –
b. bat –	g. fair –
c. bright –	h. kind –
d. circular –	i. lie –
e. current –	j. match –

9. Look at the image. Try to list naming words you know.



-----

-----

-----

-----

-----

-----



Complete the What I learned column in the KWL chart.



- Naming words are used to refer to persons, places, things or ideas.
- They help to identify and distinguish persons, places, things and ideas.
- The same naming word can refer to different things and therefore can have different meanings.



<https://www.khanacademy.org/humanities/grammar/parts-of-speech-the-noun/grammar-nouns/v/introduction-to-nouns-the-parts-of-speech-grammar-khan-academy>

<https://www.khanacademy.org/humanities/grammar/parts-of-speech-the-noun/grammar-nouns/e/identifying-nouns>



## 4. Naming Words – Singular and Plural



**At the end of this lesson, you shall be able to:**

- identify how plurals are formed
- distinguish singular and plural forms of naming words
- write appropriate singular/plural forms.



**Singular and Plural:** Naming words state the name of a person, place, thing or an idea. When there is only one person, place, thing or idea stated by a naming word, it is called a singular naming word. When there is more than one person, place, thing or idea stated by a naming word, it is called a plural naming word. Most plurals are formed by adding -s, -es, -ies to the singular nouns. Some naming words have the same singular and plural form.



What I already **K**now

What I **W**ant to find out

What I **L**earned



a. Plurals formed by adding -s

substance	–	substances
component	–	components
ingredient	–	ingredients
object	–	objects
girl	–	girls

b. Plurals formed by adding -es

(for naming words ending in 's, x, sh, or ch, z', add -es to form plurals.)

lens	–	lenses
box	–	boxes
brush	–	brushes
torch	–	torches
quiz	–	quizzes



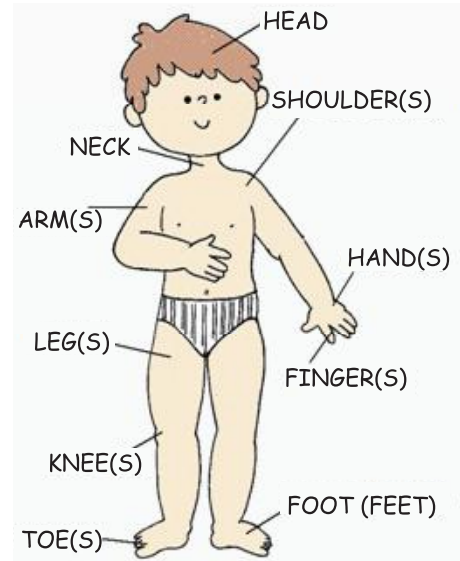


c. Plurals formed by adding -ies after removing 'y'
























- lady – ladies
- body – bodies
- carry – carries
- bury – buries
- fairy – fairies

d. Naming words with the same singular and plural forms

- equipment – equipment
- furniture – furniture
- species – species
- sheep – sheep
- aircraft – aircraft



1. Look at the table below and identify the singular and plural forms of naming words. Listen and repeat them after your instructor.

Naming words – Singular	Naming words – Plural	Naming words – Singular	Naming words – Plural
nut 	nuts 	needle 	needles 
electrician 	electricians 	carpenter 	carpenters 
mason 	masons 	tailor 	tailors 
hammer 	hammers 	plumber 	plumbers 
welder 	welders 	nurse 	nurses 
pipe fitter 	pipe fitters 	apprentice 	apprentices 



2. Look at the naming words in the table. Observe how plurals are formed. Repeat the words aloud after your instructor.

Noun – singular	Noun + s	Noun + es	No change
solvent	solvents		
torch		torches	
furniture			furniture
brush		brushes	
pump	pumps		
bush		bushes	
apparatus		apparatuses	
equipment			equipment
building	buildings		
screwdriver	screwdrivers		
lathe	lathes		
bench		benches	
plug	plugs		
nut	nuts		
glass		glasses	
clutch		clutches	
bolt	bolts		

3. Fill in the appropriate plural forms of the naming words given in the table.

Singular	Singular+ s	Singular+ es	Singular + ies	No change
plug				
bench				
housefly				
furniture				
bush				
story				
nail				
equipment				
machine				
baby				
tool				





candy				
sheep				
aircraft				
buzz				
bury				
switch				

4 Give the other forms (singular/plural) of the naming words given in the table. The first one is done for you.

piece	piece	materials	
switch		stock	
screws		textile	
box		goods	
cliff		yard	
signs		items	
bushes		gear	
constituent		hardware	
elements		kit	
things		machine	
notes		particular	
details		watch	
document		evidence	
ideas		facts	
papers		bus	

5. Find the words given below in the word search grid.

CIRCUIT	CLAMPS	COMPONENT
DEVICES	EQUIPMENT	FACTORY
FASTEN	MAGNET	OVERALLS
PRECAUTION	ROLL	SUSPENSION



N	E	N	K	W	T	M	F	M	T	N	C
N	O	U	E	E	Y	A	Q	N	S	O	D
O	G	I	N	T	C	X	E	D	P	I	E
W	V	G	T	T	S	M	P	X	M	S	V
G	A	E	O	U	P	A	G	K	A	N	I
M	D	R	R	I	A	Y	F	I	L	E	C
V	Y	X	U	A	S	C	Y	Q	C	P	E
R	Y	Q	B	Z	L	A	E	G	I	S	S
W	E	R	O	L	L	L	L	R	T	U	R
T	I	U	C	R	I	C	S	P	P	S	B
U	G	X	K	B	L	N	C	P	K	D	Y
C	O	M	P	O	N	E	N	T	J	R	I

6. Give a name to the group of words given below.

_____	_____
tool	tools
machine	machines
hammer	hammers
plier	pliers
lathe	lathes
glove	gloves
helmet	helmets
screw	screws
mechanic	mechanics
switch	switches
box	boxes
industry	industries



7. Match the following with the appropriate plural forms. Underline the changes in spelling. The first one is done for you.

Singular	Plural
plug	clutches
clutch	classes
banana	roses
class	apparatuses
machine	plugs
team	bananas
brush	machines
rose	brushes
apparatus	teams



Complete the What I learned column in the KWL chart.



- Based on the number of persons, places, things or idea stated, naming words are singular or plural.
- Plurals are formed by adding -s, -es, -ies to singular forms of naming words.
- Some naming words have the same singular and plural forms.



1. Make a list of the objects around you in your home/ classroom/ workplace. State whether they are singular or plural. Give their other forms.

<https://www.youtube.com/watch?v=ETzngG8N3AU&t=84s>

<https://www.khanacademy.org/humanities/grammar/parts-of-speech-the-noun/grammar-nouns/v/introduction-to-singular-and-plural-nouns-the-parts-of-speech-grammar-khan-academy>

<https://www.khanacademy.org/humanities/grammar/parts-of-speech-the-noun/grammar-nouns/e/plural-and-singular-nouns>